

Constant Contact Survey Results

Survey Name: Bicentennial Survey

Response Status: Partial & Completed
















Filter: None

1/19/2012 12:37 PM EST





TextBlock:

In 2008, the Clinton County Regional Planning Commission (CCRPC) along with many community leaders, and the special assistance of Elmer Williams Sr.- ran the first ever countywide Community Attitudes Survey. Results of the 2008 Survey can be found here:http://co.clinton.oh.us/regional_planning/elmerwilliamssurveyfinal.pdfIn honor of completing our Bicentennial year and with the assistance of the Clinton County Bicentennial Commission, this nonscientific survey asks forward looking questions along with your opinions and attitudes about this place called home. Your feedback is important and your results are confidential.If you have any questions, feel free to contact us at: 937-382-3582 or staff@clintoncountyrpc.orgwww.clintoncountyrpc.org

* In what municipality/hamlet/township do you currently reside/ associate with the most?

Answer	0%	100%	Number of Response(s)	Response Ratio
Adams			26	6.7 %
Blanchester			15	3.9 %
Chester			10	2.6 %
Clark			11	2.8 %
Clarksville			13	3.3 %
Cuba			1	<1 %
Green			6	1.5 %
Jefferson			2	<1 %
Liberty			7	1.8 %
Lynchburg			3	<1 %
Marion			1	<1 %
Midland			2	<1 %
New Vienna			7	1.8 %
Port William			0	0.0 %
Richland			5	1.3 %
Sabina			9	2.3 %
Union			52	13.5 %
Washington			14	3.6 %
Wayne			4	1.0 %
Wilmington			175	45.6 %
Other			17	4.4 %
No Response(s)			3	<1 %
Totals			383	100%

* How long have you lived in Clinton County?

Answer	0%	100%	Number of Response(s)	Response Ratio
1-10 years			84	21.9 %
11-25 years			98	25.5 %
26+ years			197	51.4 %
No Response(s)			4	1.0 %
Totals			383	100%



What category fits your age?

Answer	0%	100%	Number of Response(s)	Response Ratio
18 to 35			59	15.4 %
36 to 45			62	16.1 %
46 to 55			127	33.1 %
56 to 65			104	27.1 %
66 +			29	7.5 %
No Response(s)			2	<1 %
Totals			383	100%



What is your gender?

Answer	0%	100%	Number of Response(s)	Response Ratio
Male			165	43.0 %
Female			217	56.6 %
No Response(s)			1	<1 %
Totals			383	100%

What is your occupation/job title and what zip code do you work in?

Answers	Number of Response(s)
Job Title	360
Postal Code	361

How would you classify your interest in the festivities of the Bicentennial Year (2010)?

Answer	0%	100%	Number of Response(s)	Response Ratio
was very interested and participated in events			63	16.4 %
somewhat interested			194	50.6 %
not very interested			94	24.5 %
not at all interested			26	6.7 %
No Response(s)			6	1.5 %
Totals			383	100%




What is the most significant challenge facing Clinton County in 2011?

1 = Most Significant





Answer	1	2	3	4	5	6	7	8	9	10	Number of Response(s)	Ranking Score*
air park redevelopment/jobs											309	2.2
attracting new, non-air park related jobs											309	2.2
developing downtowns											309	5.6
preserving agriculture											309	5.6
attracting new residents											309	6.2
improving schools											309	4.9
developing the hospital											309	6.6
improving and expanding open space and parks											309	7.7
enhancing wilmington college											309	8.3
marketing the area externally											309	5.6

*The Ranking Score is the weighted average calculated by dividing the sum of all weighted rankings by the number of total responses.






Do you own a business in Clinton County?

Answer	0%	100%	Number of Response(s)	Response Ratio
Yes			86	22.4 %
No			289	75.4 %
No Response(s)			8	2.0 %
Totals			383	100%







If you do own a business, was it in existence before the Air Park transition?

Answer	0%	100%	Number of Response(s)	Response Ratio
Yes			75	19.5 %
No			19	4.9 %
Not Applicable			256	66.8 %
No Response(s)			33	8.6 %
Totals			383	100%

Do you expect the business you own/ work for to grow or expand in 2011?




Answer	0%	100%	Number of Response(s)	Response Ratio
Yes, significantly			42	10.9 %
Yes, but only a little			88	22.9 %
Probably not			101	26.3 %
Not at all likely			69	18.0 %
No Response(s)			83	21.6 %
Totals			383	100%

Please select the school district you currently live in.

Answer	0%	100%	Number of Response(s)	Response Ratio
Blanchester Local School District			17	4.4 %
Clinton Massie Local School District			67	17.4 %
East Clinton Local School District			33	8.6 %
Fairfield Local School District			3	<1 %
Fayetteville-Perry Local School District			3	<1 %
Greeneview Local School District			1	<1 %
Lynchburg-Clay Local School District			6	1.5 %
Miami Trace Local School District			0	0.0 %
Wilmington City School District			245	63.9 %
Xenia City School District			0	0.0 %
No Response(s)			8	2.0 %
Totals			383	100%

Please indicate your opinions of the overall quality of your school system/district.

1 = Very Poor, 2 = Poor, 3 = Average, 4 = Good, 5 = Excellent

Answer	1	2	3	4	5	Number of Response(s)	Rating Score*
Primary Schools						360	3.9
Middle Schools						357	3.8
High Schools						360	3.8

*The Rating Score is the weighted average calculated by dividing the sum of all weighted ratings by the number of total responses.

Please state your housing plans for the next five years.

Answer	0%	100%	Number of Response(s)	Response Ratio
No plans for change			225	58.7 %
Remodel			57	14.8 %
Purchase existing home			16	4.1 %
Purchase or build new			14	3.6 %
Leave Clinton County			47	12.2 %
Other			17	4.4 %
No Response(s)			7	1.8 %
Totals			383	100%

Please rate your satisfaction with the following services:

1 = Very Poor, 2 = Poor, 3 = Average, 4 = Good, 5 = Excellent

Answer	1	2	3	4	5	Number of Response(s)	Rating Score*
Fire and ambulance						366	4.1
Snow removal						371	3.6
Street repairs						375	3.1
Traffic signs and signals						373	3.5
Water						365	3.7
Hospital						368	3.4
Library						368	4.0
Parks						367	3.6
Solid waste and recycling						365	3.4
Zoning regulation and enforcement						363	3.1

*The Rating Score is the weighted average calculated by dividing the sum of all weighted ratings by the number of total responses.

Please indicate your opinion of the following topics/ items:

1 = Very Poor, 2 = Poor, 3 = Average, 4 = Good, 5 = Excellent

Answer	1	2	3	4	5	Number of Response(s)	Rating Score*
Job opportunities						376	1.8
Air quality/noise						373	3.4
Availability of affordable housing						371	3.5
Agricultural preservation						368	3.4
Recreational opportunities for youth						369	3.0
Recreational opportunities for adults						370	2.8
Condition of streets and roadways						370	2.9
Public sewer system						350	3.3
Trails, sidewalks and paths						363	3.4
Local shopping						373	2.7

*The Rating Score is the weighted average calculated by dividing the sum of all weighted ratings by the number of total responses.

Please indicate your overall satisfaction with the following:

1 = Very Poor, 2 = Poor, 3 = Average, 4 = Good, 5 = Excellent

Answer	1	2	3	4	5	Number of Response(s)	Rating Score*
Quality of life in Clinton County						375	3.5
Quality of services provided by the county						372	3.3
Quality of services provided by your township						358	3.3
Quality of services provided by the City of Wilmington						357	3.3
Quality of services provided by your village						281	3.2
Value you receive for your local taxes and fees						367	3.0
Local job opportunities						373	1.9
Dayton area job opportunities						349	2.6
Cincinnati area job opportunities						347	2.8
State programs and assistance						344	2.8

*The Rating Score is the weighted average calculated by dividing the sum of all weighted ratings by the number of total responses.

Please indicate whether you agree or disagree with the following statements:

1 = Strongly Disagree, 2 = Disagree, 3 = Agree, 4 = Strongly Agree

Answer	1	2	3	4	Number of Response(s)	Rating Score*	
Clinton County is a friendly place to live.						375	3.1
Clinton County does a good job preparing for the future.						371	2.5
My township/municipality does a good job of preparing for the future.						354	2.5
Clinton County has an attractive appearance.						373	2.8
I speak well about Clinton County to family and friends.						372	3.1
County government effectively deals with problems.						355	2.5
My township/municipality effectively deals with problems.						346	2.6
County officials include the public in their decision making.						354	2.4
Violent crime is a problem in Clinton County.						368	2.2
Drug-related crime is a problem in Clinton County.						369	3.2

*The Rating Score is the weighted average calculated by dividing the sum of all weighted ratings by the number of total responses.

Clinton County's best days are coming soon?

Answer	0%	100%	Number of Response(s)	Response Ratio
Yes			232	60.5 %
No			132	34.4 %
No Response(s)			19	4.9 %
Totals			383	100%

Do you view Clinton County positively?

Answer	0%	100%	Number of Response(s)	Response Ratio
Yes			297	77.5 %
No			75	19.5 %
No Response(s)			11	2.8 %
Totals			383	100%

Do you think others, not from Clinton County, view the County positively?

Answer	0%	100%	Number of Response(s)	Response Ratio
Yes			150	39.1 %
No			218	56.9 %
No Response(s)			15	3.9 %
Totals			383	100%

Additional information or opinions:

125 Response(s)

TextBlock:

THANK YOU