

ELMER WILLIAMS COMMUNITY ATTITUDES SURVEY

RESULTS

2008

Prepared by



Christian Schock, Executive Director
James Ramey, University of Cincinnati Intern/Researcher
Sue Reynolds, Clinton County Webmaster

With kind assistance and support from

Board of Clinton County Commissioners

City of Wilmington

Clinton County Convention and Visitors Bureau

Wilmington-Clinton County Chamber of Commerce

Blanchester Downtown Development Committee

Clinton County Regional Planning Commission (CCRPC)

David Blandford, Chair
Donald Spurling, Vice Chair
Robert Thobaben, Secretary
James Myers, Treasurer

Planning Commissioners

Joe Bailey, County
Bruce Beam, County
James Bashore, County
David Blandford, Wilmington
Brian Bourgraf, County
Tony Butcher, County
Dean Carnahan, Sabina
Rhonda Crum, New Vienna
Michael Curry, County
Brook Edwards, Martinsville
Beth Hadley, County
Robert Johnson, Port William
Andy Kenney, County
Mark McKay, Wilmington
James Myers, County
Damian Snyder, County
Donald Spurling, Midland
Mark Stokes, County
Robert Thobaben, Clarksville
Wayne West, Blanchester

ExOfficio Members

Billy Arehart, Board of Realtors
Martin Godly, ASTAR
Paul Hunter, Open Lands
Rob Jaehnig, Conway Freight
Karen Kayser, Streamkeepers
Diane Murphy, Rails to Trails
Gary Mason, Liberty Township
Carolyn Matthews, RZC
Kelly McInerney, Bible Baptist
David Moore, BZA
Larry Przybylski/Michael Schmitt, DHL
Ronald Rudduck, Clinton Massie
John Settlemyer, Airport Authority
Karen Shadowens, Clinton Memorial Hospital
Jeremy Shaffer, Lynchburg
Debbie Stamper, CCCVB
Fred Stern, Union Township
Ron Sexton, Wilmington City Schools
Randy Thompson, East Clinton
Michael Warnock, Richland Township
David Webb, Adams Township



Pictured, left to right, are Commissioner David R. Stewart, Elmer Williams, Commission President Randy Riley, Commissioner Michael Curry and CCRPC Executive Director Christian Schock. The Board of Clinton County Commissioners presented Elmer Williams with a Resolution acknowledging the many community contributions he has made to the Village of Blanchester and Clinton County.



Christian Schock, Executive Director
69 North South Street • Suite 100
Wilmington, Ohio 45177-2211
Phone: 937-382-3582
Fax: 937-383-1489
staff@clintoncountyrpc.org

Welcome, 2008 marks Clinton County's first comprehensive *Community Attitudes Survey*; this effort was pioneered and supported by Blanchester community leader Elmer Williams Sr. and our staff/consultants with the generous support of our members- *especially the Board of Clinton County Commissioners.*

In 1957, Elmer created a Community Attitude Survey for the Mason, Ohio Junior Chamber of Commerce and through his active involvement in the Jaycees, by 1963 over 70% of all cities and towns in the United States that boasted a Jaycee Chapter had run that survey. Elmer's survey became a model of community development, and university professors noted that the survey provided important direction for community development programs. The survey developed into the International Jaycees' number one external project, and has been used in 83 countries of the free world.

Many local governments continue to use this model pioneered by Elmer and other community leaders, actively surveying residents on important issues to provide direct feedback and insight. Elmer has served Blanchester and Clinton County in many ways as past President of the Blanchester Chamber of Commerce, current President of the Blanchester Downtown Development Committee and a past Blanchester Citizen of the Year. *We are very appreciative of Elmer's leadership on community surveying and in making Clinton County's first survey a reality.*

The CCRPC with the assistance and support of County Webmaster Ms. Sue Reynolds ran this survey for approximately 6 months from March to August 2008. The survey received over 500 individual visits, though some respondents did not respond to all questions. While this survey is non-scientific in nature and the information should be utilized carefully for discussion; these results are the product of the *most extensive and inclusive survey ever conducted countywide in Clinton County.* Enjoy!

Sincerely,

Christian Schock
Executive Director

Elmer Williams Community Attitudes Survey

Totals for submitted entries are as follows:

Please indicate your satisfaction with the following:

Over-all quality of life in Clinton County.

Good	██████████ - 170 (51%)
Average	██████████ - 121 (36%)
Excellent	█ - 23 (7%)
Poor	█ - 21 (6%)
Very poor	█ - 1 (0%)

Over-all quality of services provided by the County.

Average	██████████ - 153 (46%)
Good	██████████ - 130 (39%)
Poor	█ - 28 (8%)
Excellent	█ - 17 (5%)
Very poor	█ - 8 (2%)

Over-all quality of services provided by your municipality or township.

Average	██████████ - 143 (43%)
Good	██████████ - 114 (34%)
Poor	█ - 47 (14%)
Excellent	█ - 25 (7%)
Very poor	█ - 7 (2%)

Over-all value you receive for your local taxes and fees.

Average	██████████ - 152 (45%)
Good	██████████ - 88 (26%)
Poor	██████████ - 63 (19%)
Very poor	█ - 24 (7%)
Excellent	█ - 8 (2%)

How well Clinton County is managing growth.

Average	██████████ - 116 (35%)
Poor	██████████ - 99 (30%)
Good	██████████ - 67 (20%)
Very poor	█ - 44 (13%)
Excellent	█ - 9 (3%)

Professionalism of County and/or municipal staff.

Average	██████████ - 144 (43%)
Good	██████████ - 125 (38%)
Poor	█ - 42 (13%)
Excellent	█ - 15 (5%)
Very poor	█ - 7 (2%)

Friendliness of County and/or municipal staff

Good	██████████ - 138 (41%)
Average	██████████ - 132 (39%)
Excellent	█ - 34 (10%)
Poor	█ - 26 (8%)
Very poor	█ - 6 (2%)

Over the past five years, quality of life in Clinton County has:

Stayed the same	██████████ - 117 (35%)
Gotten worse	██████████ - 95 (29%)
Improved	██████████ - 95 (29%)
Significantly gotten worse	█ - 18 (5%)
Significantly improved	█ - 7 (2%)

Please indicate whether you agree or disagree with the following statements:

Clinton County is a friendly place to live.

Agree	██████████ - 237 (71%)
Strongly agree	█ - 46 (14%)
Disagree	█ - 42 (13%)
Strongly disagree	█ - 10 (3%)





Clinton County does a good job planning for the future.

Disagree	██████████ - 157 (47%)
Agree	██████████ - 128 (38%)
Strongly disagree	█ - 45 (13%)
Strongly agree	█ - 5 (1%)





My Municipality or Township does a good job planning for the future.

Disagree	██████████ - 158 (47%)
Agree	██████████ - 140 (42%)
Strongly disagree	█ - 32 (10%)
Strongly agree	█ - 5 (1%)





Clinton County has an attractive appearance.

Agree  - 192 (58%)
Disagree  - 99 (30%)
Strongly agree  - 25 (8%)
Strongly disagree  - 17 (5%)





I speak well about Clinton County to family and friends.

Agree  - 205 (61%)
Disagree  - 71 (21%)
Strongly agree  - 51 (15%)
Strongly disagree  - 8 (2%)





County government effectively deals with problems.

Agree  - 165 (50%)
Disagree  - 123 (37%)
Strongly disagree  - 37 (11%)
Strongly agree  - 7 (2%)





My Municipal or Township government effectively deals with problems.

Agree  - 180 (54%)
Disagree  - 113 (34%)
Strongly disagree  - 31 (9%)
Strongly agree  - 8 (2%)





County officials do a good job of including the public in their decision making.

Disagree  - 138 (42%)
Agree  - 132 (40%)
Strongly disagree  - 55 (17%)
Strongly agree  - 6 (2%)

Violent crime is a problem in the County.






Disagree  - 216 (65%)
Agree  - 83 (25%)
Strongly disagree  - 25 (7%)
Strongly agree  - 10 (3%)

Drug-related crime is a problem in the County.






Agree  - 173 (52%)
Strongly agree  - 96 (29%)
Disagree  - 59 (18%)
Strongly disagree  - 5 (2%)

Please indicate your satisfaction with the following services:






Fire and ambulance

Good  - 150 (45%)
Average  - 91 (27%)
Excellent  - 79 (24%)
Poor  - 9 (3%)
Very poor  - 3 (1%)






Snow removal

Good  - 137 (41%)
Average  - 98 (29%)
Excellent  - 45 (13%)
Poor  - 41 (12%)
Very poor  - 13 (4%)






Street repairs

Average  - 152 (46%)
Poor  - 80 (24%)
Good  - 67 (20%)
Very poor  - 30 (9%)
Excellent  - 5 (1%)






Traffic signs and signals

Average  - 152 (46%)
Good  - 114 (34%)
Poor  - 35 (11%)
Excellent  - 21 (6%)
Very poor  - 11 (3%)

Public Drinking Water

Average  - 148 (45%)
Good  - 114 (34%)
Poor  - 29 (9%)
Excellent  - 27 (8%)
Very poor  - 13 (4%)

Hospital

Good  - 120 (36%)
Average  - 103 (31%)
Excellent  - 63 (19%)
Poor  - 30 (9%)
Very poor  - 18 (5%)

Library

Good	- 141 (43%)
Excellent	- 93 (28%)
Average	- 83 (25%)
Poor	- 12 (4%)
Very poor	- 2 (1%)

Parks

Good	- 128 (38%)
Average	- 124 (37%)
Excellent	- 44 (13%)
Poor	- 35 (10%)
Very poor	- 4 (1%)

Solid Waste and Recycling

Average	- 136 (41%)
Good	- 109 (33%)
Poor	- 61 (18%)
Excellent	- 15 (4%)
Very poor	- 13 (4%)

Sewer

Average	- 172 (52%)
Good	- 108 (32%)
Poor	- 29 (9%)
Excellent	- 15 (5%)
Very poor	- 9 (3%)

Child Support Services

No experience	- 151 (45%)
Average	- 87 (26%)
Good	- 41 (12%)
Poor	- 28 (8%)
Very poor	- 16 (5%)
Excellent	- 11 (3%)

Health Department

Average	- 105 (31%)
No experience	- 100 (30%)
Good	- 77 (23%)
Excellent	- 27 (8%)
Poor	- 17 (5%)
Very poor	- 9 (3%)

CCWorks Employment and Training Center

No experience	- 166 (50%)
Average	- 76 (23%)
Good	- 44 (13%)
Poor	- 27 (8%)
Excellent	- 11 (3%)
Very poor	- 10 (3%)

Family Services

No experience	- 159 (47%)
Average	- 83 (25%)
Good	- 40 (12%)
Poor	- 28 (8%)
Very poor	- 17 (5%)
Excellent	- 8 (2%)

Sheriff's Office/Police Department

Good	- 156 (47%)
Excellent	- 73 (22%)
Average	- 62 (19%)
No experience	- 26 (8%)
Poor	- 18 (5%)

Building and Zoning Department

Average	- 93 (28%)
No experience	- 93 (28%)
Good	- 88 (26%)
Poor	- 43 (13%)
Excellent	- 17 (5%)

Soil and Water Conservation District

No experience	- 132 (40%)
Good	- 87 (26%)
Average	- 77 (23%)
Excellent	- 22 (7%)
Poor	- 14 (4%)

Regional Planning Commission

No experience	- 112 (34%)
Average	- 75 (23%)
Good	- 59 (18%)
Poor	- 58 (17%)
Excellent	- 29 (9%)

Please rate the following commercial services in Clinton County:

Restaurants (Rombach)

Average	- 157 (47%)
Good	- 94 (28%)
Poor	- 57 (17%)
Very poor	- 15 (4%)
Excellent	- 11 (3%)
No experience	- 2 (1%)

Restaurants (Downtown Wilmington)

Average	- 104 (31%)
Good	- 87 (26%)
Poor	- 64 (19%)
Excellent	- 29 (9%)
Very poor	- 29 (9%)
No experience	- 22 (7%)

Restaurants (Blanchester)

No experience	- 167 (50%)
Average	- 74 (22%)
Poor	- 44 (13%)
Good	- 24 (7%)
Very poor	- 23 (7%)
Excellent	- 1 (0%)

Restaurants (Sabina)

No experience	- 194 (58%)
Poor	- 56 (17%)
Average	- 38 (11%)
Very poor	- 24 (7%)
Good	- 18 (5%)
Excellent	- 3 (1%)

Hotels

No experience	- 109 (33%)
Good	- 96 (29%)
Average	- 81 (24%)
Excellent	- 31 (9%)
Poor	- 12 (4%)
Very poor	- 6 (2%)

Retail shopping

Poor	- 128 (38%)
Average	- 110 (33%)
Very poor	- 58 (17%)
Good	- 40 (12%)

Gas/Service Stations

Average	- 195 (58%)
Good	- 95 (28%)
Poor	- 23 (7%)
Excellent	- 16 (5%)
Very poor	- 7 (2%)

Generally speaking, do you approve or disapprove of the bypass being constructed to divert traffic away from downtown Wilmington?

Approve	- 276 (82%)
Disapprove	- 59 (18%)

Do you own a business in Clinton County?

No	- 265 (79%)
Yes	- 70 (21%)

Do you expect the business you own, or the business you work for to expand/grow in 2008?

N/A	- 163 (49%)
Yes, but only a little	- 61 (18%)
Probably not	- 58 (18%)
Not at all likely	- 31 (9%)
Yes, significantly	- 17 (5%)

Have you benefited or utilized workforce development programs through CCworks or other workforce training programs in the County?

No	- 311 (93%)
Yes	- 23 (7%)

Are pleased with the open space/recreational facilities in Clinton County?

Yes	- 208 (64%)
No	- 118 (36%)

Please indicate your level of satisfaction with the Clinton County web site:

Overall, how would you rate the web site?

Average	- 124 (37%)
No experience	- 99 (30%)
Good	- 66 (20%)
Poor	- 26 (8%)
Excellent	- 13 (4%)
Very poor	- 6 (2%)

About how often do you visit the web site?

No experience	- 106 (32%)
Once every few months	- 100 (30%)
Once per year or less	- 51 (15%)
Once per month	- 45 (13%)
Once per week	- 21 (6%)
A few times per week	- 11 (3%)

How would you rate the web site's ease of use and navigation?

Average	- 121 (37%)
No experience	- 107 (32%)
Good	- 72 (22%)
Excellent	- 13 (4%)
Poor	- 11 (3%)
Very poor	- 6 (2%)

How would you rate the web site as a source of information on the county?

Average	- 114 (35%)
No experience	- 110 (33%)
Good	- 53 (16%)
Poor	- 34 (10%)
Excellent	- 15 (5%)
Very poor	- 4 (1%)

Do you view the area positively?

Yes	- 269 (81%)
No	- 63 (19%)

Do you think others, not from Clinton County, view the area positively?

Yes	- 202 (61%)
No	- 129 (39%)

Please indicate your opinion on the following specific conditions within Clinton County:

Job opportunities

Poor	- 107 (32%)
Average	- 103 (31%)
Good	- 64 (19%)
Very poor	- 47 (14%)
Excellent	- 13 (4%)

Air quality/noise

Average	- 135 (41%)
Poor	- 80 (24%)
Good	- 78 (23%)
Very poor	- 30 (9%)
Excellent	- 10 (3%)

Availability of affordable housing

Average	- 145 (44%)
Good	- 84 (25%)
Poor	- 65 (20%)
Very poor	- 26 (8%)
Excellent	- 13 (4%)

Agricultural preservation

Average	- 138 (41%)
Good	- 93 (28%)
Poor	- 59 (18%)
Very poor	- 36 (11%)
Excellent	- 8 (2%)

Availability of recreational opportunities for adults

Poor	- 122 (36%)
Average	- 118 (35%)
Good	- 47 (14%)
Very poor	- 43 (13%)
Excellent	- 5 (1%)

Availability of recreational opportunities for children and teenagers

Average	- 115 (34%)
Poor	- 103 (31%)
Very poor	- 55 (16%)
Good	- 52 (16%)
Excellent	- 9 (3%)

Please indicate your opinion on the over-all quality of the following public school systems:

Primary schools

Good	- 130 (39%)
Average	- 121 (37%)
Excellent	- 39 (12%)
Poor	- 27 (8%)
Very poor	- 14 (4%)

Middle Schools

Good	- 127 (38%)
Average	- 120 (36%)
Excellent	- 35 (11%)
Poor	- 33 (10%)
Very poor	- 15 (5%)

High schools

Good	- 123 (37%)
Average	- 107 (33%)
Excellent	- 47 (14%)
Poor	- 33 (10%)
Very poor	- 19 (6%)

Please indicate which school district you currently reside in

Wilmington City School District	- 193 (58%)
Clinton Massie Local School District	- 75 (23%)
Blanchester Local School District	- 30 (9%)
East Clinton Local School District	- 26 (8%)
Fairfield Local School District	- 3 (1%)
Lynchburg-Clay Local School District	- 2 (1%)
Miami Trace Local School District	- 1 (0%)
Greeneview Local School District	- 1 (0%)

Please indicate how safe you feel in each of the following scenarios:

In your neighborhood during the day

Very safe	- 177 (53%)
Safe	- 127 (38%)

Neither safe nor unsafe	- 22 (7%)
Very unsafe	- 7 (2%)
Unsafe	- 2 (1%)

In your neighborhood at night

Safe	- 145 (43%)
Very safe	- 123 (37%)
Neither safe nor unsafe	- 44 (13%)
Unsafe	- 12 (4%)
Very unsafe	- 10 (3%)

In City or County Parks during the day

Safe	- 166 (50%)
Very safe	- 87 (26%)
Neither safe nor unsafe	- 64 (19%)
Unsafe	- 14 (4%)
Very unsafe	- 4 (1%)

In City or County Parks at night

Neither safe nor unsafe	- 121 (37%)
Safe	- 89 (27%)
Unsafe	- 86 (26%)
Very safe	- 20 (6%)
Very unsafe	- 15 (5%)

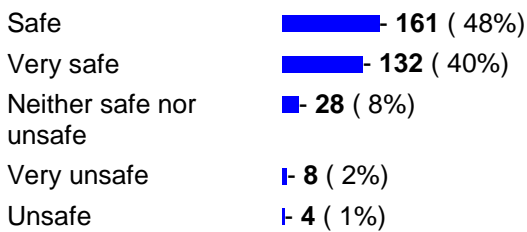
In your home during the day

Very safe	- 206 (62%)
Safe	- 104 (31%)
Neither safe nor unsafe	- 15 (5%)
Very unsafe	- 5 (2%)
Unsafe	- 2 (1%)

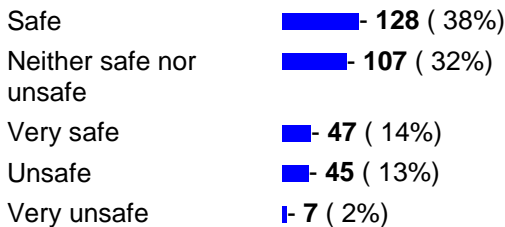
In your home at night

Very safe	- 164 (50%)
Safe	- 123 (37%)
Neither safe nor unsafe	- 28 (8%)
Very unsafe	- 8 (2%)
Unsafe	- 8 (2%)

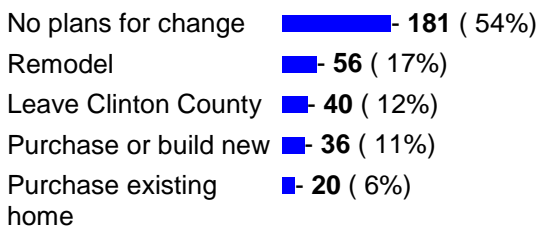
In Downtown Wilmington during the day



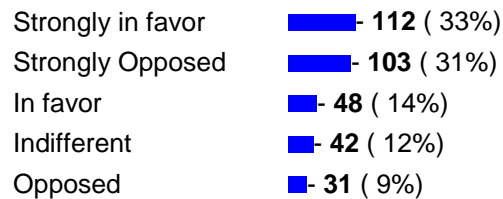
In Downtown Wilmington at night



Please state your housing plans for the next five years.

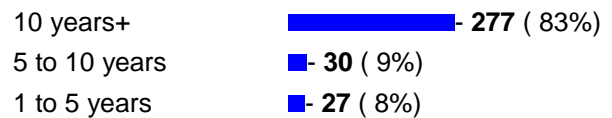


Please indicate your opinion regarding a proposal to build a casino within the County. Would you say you are

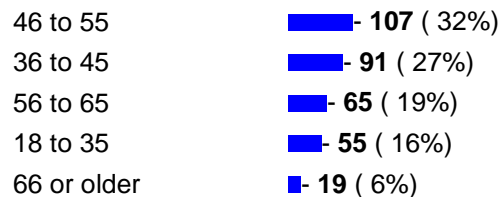


Demographics

Approximately how long have you lived in Clinton County?



What category fits your age?



What is your gender?



Adams	22 respondents
Blanchester	26 respondents
Chester	13 respondents
Clark	7 respondents
Clarksville	13 respondents
Green	4 respondents
Jefferson	4 respondents
Liberty	8 respondents
Martinsville	4 respondents
New Vienna	6 respondents
Richland	7 respondents
Sabina	5 respondents
Union	50 respondents
Vernon	15 respondents
Washington	11 respondents
Wayne	3 respondents
Wilmington	125 respondents

The following questions are site/location specific, and organized by the locales listed here, if a locale had fewer than 3 or 4 respondents it is not included.

Over-all quality of services provided by your municipality or township.

	Very poor	Poor	Average	Good	Excellent
Adams	0	18%	22%	59%	5%
Blanchester	8%	19%	54%	8%	12%
Chester	0	0	31%	54%	15%
Clark	13%	29%	29%	29%	0
Clarksville	0	8%	62%	31%	0
Green	0	25%	25%	25%	25%
Jefferson	0	50%	50%	0	0
Liberty	12%	13%	25%	25%	25%
Martinsville	0	0	0	100%	0
New Vienna	17%	17%	33%	33%	0
Richland	14%	0	72%	14%	0
Sabina	0	80%	20%	0	0
Union	0	12%	42%	19%	8%
Vernon	7%	13%	53%	20%	7%
Washington	0	18%	18%	64%	0
Wayne	0	0	33%	67%	0
Wilmington	1%	2%	47%	35%	8%

Please indicate your opinion on the over-all quality of the following public school systems:

Primary schools

	Very poor	Poor	Average	Good	Excellent
Adams	0	9%	23%	68%	5%
Blanchester	0	8%	46%	23%	23%
Chester	0	0	15%	46%	38%
Clark	0	29%	43%	29%	0
Clarksville	0	0	46%	46%	8%
Green	0	0	25%	75%	0
Jefferson	0	0	75%	25%	0
Liberty	25%	0	25%	38%	12%
Martinsville	0	0	50%	50%	0
New Vienna	0	0	33%	67%	0
Richland	0	29%	29%	42%	0
Sabina	0	0	80%	0	20%
Union	10%	10%	34%	38%	10%
Vernon	7%	0	47%	20%	27%
Washington	0	0	55%	45%	0
Wayne	0	67%	0	33%	0
Wilmington	4%	10%	38%	37%	11%

Middle Schools

	Very poor	Poor	Average	Good	Excellent
Adams	0	9%	27%	59%	9%
Blanchester	0	12%	38%	50%	19%
Chester	8%	0	15%	38%	46%
Clark	0	43%	13%	43%	0
Clarksville	0	8%	54%	38%	0
Green	0	0	75%	25%	0
Jefferson	0	0	75%	25%	0
Liberty	25%	0	25%	38%	12%
Martinsville	0	25%	25%	50%	0
New Vienna	17%	0	50%	33%	0
Richland	0	14%	43%	43%	0
Sabina	0	0	80%	20%	0
Union	10%	12%	34%	36%	8%
Vernon	7%	7%	40%	20%	27%
Washington	0	0	45%	45%	10%
Wayne	0	33%	33%	33%	0
Wilmington	4%	13%	36%	38%	10%
Wilson	0	0	0	100%	0

High schools

	Very poor	Poor	Average	Good	Excellent
Adams	9%	0%	23%	68%	5%
Blanchester	8%	4%	42%	23%	23%
Chester	0	0	23%	23%	54%
Clark	0	43%	14%	43%	0
Clarksville	0	15%	54%	31%	0
Green	0	25%	50%	25%	0
Liberty	25%	0	25%	38%	12%
Martinsville	0	0	25%	50%	25%
New Vienna	0	17%	50%	33%	0
Richland	0	14%	29%	57%	0
Sabina	0	20%	60%	0	20%
Union	12%	8%	30%	36%	14%
Vernon	7%	7%	40%	20%	27%
Washington	0	10%	25%	55%	10%
Wayne	0	33%	33%	33%	0
Wilmington	6%	14%	30%	35%	14%

My Municipality or Township does a good job planning for the future.

	Agree	Disagree
Adams	68%	32%
Blanchester	19%	81%
Chester	77%	23%
Clark	29%	71%
Clarksville	54%	46%
Green	50%	50%
Jefferson	25%	75%
Liberty	25%	75%
Martinsville	50%	50%
New Vienna	50%	50%
Richland	29%	71%
Sabina	20%	80%
Union	48%	52%
Vernon	33%	67%
Washington	55%	45%
Wilmington	42%	58%

My Municipal or Township government effectively deals with problems.

	Agree	Disagree
Adams	68%	32%
Blanchester	42%	58%
Chester	92%	8%
Clark	29%	71%
Clarksville	84%	16%
Green	50%	50%
Jefferson	25%	75%
Liberty	38%	62%
Martinsville	50%	50%
New Vienna	50%	50%
Richland	29%	71%
Sabina	20%	80%
Union	56%	44%
Vernon	53%	47%
Washington	91%	9%
Wilmington	52%	48%

Please indicate your satisfaction with the following services:

Fire and ambulance

	Very Poor	Poor	Average	Good	Excellent
Adams	0	0	27%	64%	14%
Blanchester	0	8%	31%	50%	12%
Chester	0	0	23%	62%	15%
Clark	0	0	57%	29%	14%
Clarksville	0	0	38%	46%	15%
Green	0	0	50%	0	50%
Jefferson	0	25%	75%	0	0
Liberty	0	24%	0	38%	38%
Martinsville	0	0	50%	25%	25%
New Vienna	0	0	0	50%	50%
Richland	0	0	42%	29%	29%
Sabina	0	0	40%	60%	0
Union	2%	0	26%	48%	24%
Vernon	7%	7%	13%	47%	27%
Washington	0	0	19%	45%	36%
Wayne	0	0	33%	67%	0
Wilmington	1%	2%	24%	46%	26%

Snow Removal

	Very Poor	Poor	Average	Good	Excellent
Adams	0	5%	27%	64%	9%
Blanchester	0	23%	31%	42%	4%
Chester	0	8%	8%	62%	22%
Clark	14%	0	29%	71%	14%
Clarksville	0	15%	55%	15%	15%
Green	0	25%	25%	50%	0
Jefferson	0	25%	75%	0	0
Liberty	12%	12%	12%	25%	39%
Martinsville	0	0	25%	50%	25%
New Vienna	0	17%	17%	66%	0
Richland	0	23%	57%	0	14%
Sabina	0	0	40%	60%	0
Union	0	6%	32%	36%	22%
Vernon	13%	13%	27%	27%	7%
Washington	0	0	36%	55%	9%
Wayne	0	33%	0	67%	0
Wilmington	8%	14%	29%	37%	10%

Street Repairs

	Very Poor	Poor	Average	Good	Excellent
Adams	9%	23%	50%	23%	0%
Blanchester	15%	46%	23%	15%	4%
Chester	8%	8%	46%	39%	0
Clark	29%	14%	29%	29%	0
Clarksville	15%	7%	63%	15%	0
Green	0	25%	25%	50%	0
Jefferson	25%	25%	50%	0	0
Liberty	25%	12%	38%	25%	0
Martinsville	0	25%	75%	0	0
New Vienna	17%	33%	50%	0	0
Richland	0	42%	58%	0	0
Sabina	0	0	80%	20%	0
Union	4%	34%	50%	10%	4%
Vernon	7%	33%	27%	27%	7%
Washington	0	27%	46%	27%	0
Wayne	33%	0	67%	0	0
Wilmington	10%	18%	50%	22%	1%

Traffic signs and signals

	Very Poor	Poor	Average	Good	Excellent
Adams	5%	18%	41%	36%	5%
Blanchester	0	12%	62%	23%	4%
Chester	0	8%	23%	8%	0
Clark	0	14%	57%	29%	0
Clarksville	7%	0	38%	54%	0
Green	25%	0	50%	25%	0
Jefferson	0	25%	50%	25%	0
Leescreek	0	0	0	100%	0
Liberty	0	38%	38%	12%	12%
Martinsville	0	0	50%	25%	25%
New Vienna	0	17%	50%	33%	0
Richland	0	43%	29%	14%	14%
Sabina	0	0	40%	40%	20%
Union	2%	18%	34%	42%	4%
Vernon	7%	0	60%	20%	13%
Washington	0	0	64%	36%	0
Wayne	0	33%	67%	0	0
Wilmington	3%	6%	48%	33%	8%

Public Drinking Water

	Very Poor	Poor	Average	Good	Excellent
Adams	0%	14%	32%	50%	5%
Blanchester	8%	8%	62%	15%	4%
Chester	0	8%	46%	46%	0
Clark	0	29%	43%	29%	0
Clarksville	0	0	55%	38%	7%
Green	0	0	50%	25%	25%
Jefferson	50%	0	25%	25%	0
Liberty	0	38%	38%	12%	12%
Martinsville	0	25%	25%	50%	0
New Vienna	0	67%	33%	0	0
Richland	0	29%	43%	14%	14%
Sabina	0	40%	40%	20%	0
Union	0	10%	46%	40%	4%
Vernon	7%	7%	33%	33%	20%
Washington	9%	0	46%	36%	9%
Wayne	0	33%	33%	33%	0
Wilmington	4%	6%	40%	38%	10%

Please indicate how safe you feel in each of the following scenarios:

In your neighborhood during the day

	Very Unsafe	Unsafe	Neither	Safe	Very Safe
Adams	5%	0%	0%	41%	64%
Blanchester	0	0	8%	42%	50%
Chester	0	0	0	23%	77%
Clark	0	0	0	43%	57%
Clarksville	7%	0	0	38%	55%
Green	0	0	0	25%	75%
Jefferson	0	0	0	75%	25%
Liberty	12%	0	12%	38%	38%
Martinsville	0	0	0	75%	25%
New Vienna	0	0	0	50%	50%
Richland	0	0	14%	57%	29%
Sabina	0	0	0	60%	40%
Union	4%	0	6%	38%	52%
Vernon	7%	0	13%	27%	53%
Washington	0	0	0	64%	36%
Wayne	0	0	0	33%	67%
Wilmington	1%	1%	9%	38%	50%

In your neighborhood at night

	Very Unsafe	Unsafe	Neither	Safe	Very Safe
Adams	5%	0%	0%	50%	45%
Blanchester	0	19%	12%	27%	42%
Chester	0	0	0	38%	62%

Clark	0	0	14%	43%	43%
Clarksville	7%	0	15%	23%	55%
Green	0	0	0	75%	25%
Jefferson	0	0	25%	75%	0
Liberty	25%	0	12%	38%	25%
Martinsville	0	0	50%	50%	0
New Vienna	0	0	17%	33%	50%
Richland	0	0	14%	57%	29%
Sabina	0	0	0	60%	40%
Union	4%	0	16%	34%	46%
Vernon	7%	7%	0	33%	53%
Washington	0	0	18%	55%	27%
Wayne	0	0	0	67%	33%
Wilmington	2%	4%	15%	49%	29%

In your home during the day

	Very Unsafe	Unsafe	Neither	Safe	Very Safe
Adams	0	0	0	18%	82%
Blanchester	0	0	12%	38%	50%
Chester	0	0	0	23%	77%
Clark	0	0	0	29%	71%
Clarksville	7%	0	0	31%	62%
Green	0	0	0	0	100%
Jefferson	0	0	0	50%	50%
Liberty	0	0	0	25%	75%
Martinsville	0	0	50%	25%	25%
New Vienna	0	0	0	50%	50%
Richland	0	0	0	71%	29%
Sabina	0	0	0	60%	40%

Union	2%	0	4%	30%	64%
Vernon	13%	0	0	40%	47%
Washington	0	0	0	55%	45%
Wayne	0	0	0	33%	67%
Wilmington	1%	2%	6%	36%	54%

In your home at night

	Very Unsafe	Unsafe	Neither	Safe	Very Safe
Adams	0	0	0	27%	73%
Blanchester	0	8%	12%	30%	50%
Chester	0	0	0	38%	62%
Clark	0	0	14%	14%	72%
Clarksville	7%	0	7%	24%	62%
Green	0	0	0	25%	75%
Jefferson	0	0	0	100%	0
Liberty	0	0	0	38%	62%
Martinsville	0	0	50%	0	50%
New Vienna	0	0	0	50%	50%
Richland	0	0	0	71%	29%
Sabina	0	0	0	60%	40%
Union	2%	0	4%	38%	56%
Vernon	13%	7%	0	33%	47%
Washington	0	0	18%	55%	27%
Wayne	0	0	0	33%	67%
Wilmington	2%	3%	10%	42%	40%